

I)(a) Statement showing Shareholding Pattern

Name of the Company:	NEW MARKETS ADVISORY LIMITED		
Scrip Code:	508867	Quarter ended:	31/03/2014

Category code	Category of Shareholder	Number of shareholders	Total number of shares	Number of shares held in dematerialized form	Total shareholding as a percentage of total number of shares		Shares Pledged or otherwise encumbered	
					As a percentage of (A+B)	As a percentage of (A+B+C)	Number of shares	As a percentage (IX)= (VIII)/(IV) *100
(I)	(II)	(III)	(IV)	(V)	(VI)	(VII)	(VIII)	(IX)
(A)	Shareholding of Promoter and Promoter Group							
(1)	Indian							
(a)	Individuals/ Hindu Undivided Family	4	315000	315000	25.40	25.40	0	0.00
(b)	Central Government/ State Government(s)	0	0	0	0.00	0.00	0	0.00
(c)	Bodies Corporate	3	258000	258000	20.81	20.81	0	0.00
(d)	Financial Institutions/ Banks	0	0	0	0.00	0.00	0	0.00
(e)	Any Other (specify) Directors Relative	1	117750	117750	9.50	9.50	0	0.00
	Sub-Total (A)(1)	8	690750	690750	55.71	55.71	0	0.00
(2)	Foreign							
(a)	Individuals (Non-Resident Individuals/ Foreign Individuals)	0	0	0	0.00	0.00	0	0.00
(b)	Bodies Corporate	0	0	0	0.00	0.00	0	0.00
(c)	Institutions	0	0	0	0.00	0.00	0	0.00
(d)	Any Other (specify)	0	0	0	0.00	0.00	0	0.00
	Sub-Total (A)(2)	0	0	0	0.00	0.00	0	0.00
	Total Shareholding of Promoters and Promoter Group (A)= (A)(1)+(A)(2)	8	690750	690750	55.71	55.71	0	0.00

For NEW MARKETS ADVISORY LTD


Director

Continue from previous page

Category code (I)	Category of Shareholder (II)	Number of shareholders (III)	Total number of shares (IV)	Number of shares held in dematerialized form (V)	Total shareholding as a percentage of total number of shares		Shares Pledged or otherwise encumbered	
					As a percentage of (A+B) (VI)	As a percentage of (A+B+C) (VII)	Number of shares (VIII)	As a percentage (IX)= (VIII)/(IV) *100
(B)	Public Shareholding						NA	NA
(1)	Institutions						NA	NA
(a)	Mutual Funds/ UTI	0	0	0	0.00	0.00		
(b)	Financial Institutions/ Banks	0	0	0	0.00	0.00		
(c)	Central Government/ State Government(s)	0	0	0	0.00	0.00		
(d)	Venture Capital Funds	0	0	0	0.00	0.00		
(e)	Insurance Companies	0	0	0	0.00	0.00		
(f)	Foreign Institutional Investors	0	0	0	0.00	0.00		
(g)	Foreign Venture Capital Investors	0	0	0	0.00	0.00		
(h)	Any Other (specify)	0	0	0	0.00	0.00		
	Sub-Total (B)(1)	0	0	0	0.00	0.00	NA	NA
(2)	Non-Institutions							
(a)	Bodies Corporate	1	4000	4000	0.32	0.32		
(b)	Individuals							
	i. Individual shareholders holding nominal share capital up to Rs. 1 lakh.	63	82550	0	6.66	6.66		
	ii. Individual shareholders holding nominal share capital in excess of Rs. 1 lakh.	7	312700	140000	25.22	25.22		
(c)	Any Other (specify) Hindu Undivided Family	1	150000	150000	12.10	12.10		
	Sub-Total (B)(2)	72	549250	294000	44.29	44.29	NA	NA
	Total Public Shareholding (B)= (B)(1)+(B)(2)	72	549250	294000	44.29	44.29		
	TOTAL (A)+(B)	80	1240000	984750	100.00	100.00	NA	NA
(C)	Shares held by Custodians and against which Depository Receipts have been issued	0	0	0	0.00	0.00	NA	NA
	GRAND TOTAL (A)+(B)+(C)	80	1240000	984750	100.00	100.00		

NA-Not applicable

For NEW MARKETS ADVISORY LTD


Director

**(I)(b) Statement showing Shareholding of persons belonging to the category
“Promoter and Promoter Group”**

Sr. No.	Name of the shareholder	Total shares held		Shares pledged or otherwise encumbered		
		Number	As a % of grand total (A)+(B)+(C)	Number	As a percentage	As a % of grand total (A)+(B)+(C) of sub-clause (1)(a) (VII)
(I)	(II)	(III)	(IV)	(V)	(VI)=(V)/(III)*100	(VII)
1.	Prakash Bhoorchand Shah	(*)179000	14.44	0	0.00	0.00
2.	Gulecha Investment & Trading Co. Pvt. Ltd.	(*)119000	9.60	0	0.00	0.00
3.	Rapport Investment & Trading Co. Pvt. Ltd.	(*)119000	9.60	0	0.00	0.00
4.	Prakash Shah (HUF)	(*)117750	9.51	0	0.00	0.00
5.	Suman Prakash Shah	(*)120000	9.67	0	0.00	0.00
6.	Khem-Sum Apparels Overseas Ltd.	(*)20000	1.61	0	0.00	0.00
7.	Surbhi Prakash Shah	(*)8000	0.64	0	0.00	0.00
8.	Sneha Prakash Shah	8000	0.64	0	0.00	0.00
TOTAL		690750	55.71	0	0.00	0.00


* Out of the above disclosed holding of 690750 shares under the Promoters, Member of Promoter Group & PAC category the Promoter & Promoter Group has entered into Share Purchase Agreement for sale of 682750 shares detailed above vide Share Purchase Agreement dated 28/03/2014 and the same will be transferred to the buyer as per terms of Share Purchase Agreement. As the shares still stands in the name of the above holders the disclosure is made subject to these shares being transferred to the respective buyers. Post successful completion of open offer, Sneha Shah who hold 8000 Equity Shares has requested to the Company to classify her name under Non-Promoter category as she would no longer want to be part of the Promoter Group.

Post successful closure of open offer by the new acquirers the above shareholder's shareholding will be Nil and they will cease to be Promoter/Promoter Group.

**(I)(c) Statement showing Shareholding of persons belonging to the category
“Public” and holding more than 1% of the total number of shares**

Sr. No.	Name of the shareholder	Number of shares	Shares as a percentage of total number of Shares {i.e., Grand Total (A)+(B)+(C) Indicated in Statement at para (I)(a) above}
1.	Bhagwan Sarda	150000	12.09
2.	Rakhi Jitendra Salecha	100000	8.06
3.	Sureshkumar Bhandari	70000	5.64
4.	Vaishali Sankhla	50000	4.03
5.	Dwarika Prasad Singh	50000	4.03
6.	Pratik Sureshkumar Bhandari	20000	1.61
TOTAL		440000	35.48

For NEW MARKETS ADVISORY LTD


Director

(I)(c)(ii) Shareholding of securities (including Shares, warrants, convertible securities) of persons (together with PAC) belonging to the category "Public" and holding more than 5% of the total number of shares of the company

Sl. No.	Name(s) of the shareholder(s) and the Persons Acting in Convert (PAC) with them	Number of Shares	Shares as % of Total No. of Shares	Details of warrants		Details of convertible securities		Total sharers (including underlying shares assuming full conversion of warrants and convertible securities) as a % of diluted share capital
				Number of Warrants	As a % total number of warrants of the same class	Number of convertible securities held	% w.r.t. total number of convertible securities of the same class	
1.	BHAGWAN SARDA	1,50,000	12.09%	-	-	-	-	12.09%
2.	RAKHI JITENDRA SALECHA	1,00,000	8.06%	-	-	-	-	8.06%
3.	SURESHKUMAR BHANDARI	70,000	5.65%	-	-	-	-	5.65%
TOTAL		3,20,000	25.80%	-	-	-	-	25.80%

(I)(d) Statement showing details of locked-in-shares

Sr. No.	Name of the Shareholder	Number of locked-in shares	Locked-in shares as a percentage of total number of shares {i.e., Grand Total (A)+(B)+(C) indicated in Statement at para (I)(a) above}
1.	Nil	0	0.00
TOTAL		0	0.00


(II)(a) Statement showing details of Depository Receipts (DRs)

Sr. No.	Type of outstanding DR (ADRs, GDRs, SDRs, etc.)	Number of outstanding DRs	Number of shares underlying outstanding DRs	Shares underlying outstanding DRs as a percentage of total number of shares {i.e., Grand Total (A)+(B)+(C) Indicated in Statement at para (I)(a) above}
1.	NIL	0	0	0.00
TOTAL		0	0	0.00

(II)(b) Statement showing Holding of Depository Receipts (DRs), where underlying shares are in excess of 1% of the total number of shares


Sr. No.	Name of the DR Holder	Type of Outstanding DR (ADRs, GDRs, SDRs, etc.)	Number of shares underlying outstanding DRs	Shares underlying outstanding DRs as a percentage of total number of shares {i.e., Grand Total (A)+(B)+(C) Indicated in Statement at para (I)(a) above}
1.	NIL		0	0.00
TOTAL			0	0.00

For NEW MARKETS ADVISORY LTD


Director

Name of the Company		NEW MARKETS ADVISORY LIMITED - EQUITY	
Scrip Code	508867	Quarter Ended	31/03/2014
Partly Paid-up Shares	No. of partly paid-up shares	As a % of total no. of partly paid-up shares	As a % of total no. of shares of the Company
Held by promoter/promoter group	NIL	NIL	NIL
Held by public	NIL	NIL	NIL
Total			
Outstanding convertible securities :-	No. of Outstanding Securities	As a % of total no. of outstanding convertible securities	As a % of total no. of shares of the company, assuming full conversion of the convertible securities
Held by promoter/Promoter group	NIL	NIL	NIL
Held by public	NIL	NIL	NIL
Total			
Warrants :-	No. of Warrants	As a % of total no. of warrants	As a % of total no. of shares of the company assuming full conversion of the warrants
Held by promoter/promoter group	NIL	NIL	NIL
Held by public	NIL	NIL	NIL
Total			
Total paid-up capital of the company, assuming full conversion of warrants and convertible securities	12,40,000	1,24,00,000	

For NEW MARKETS ADVISORY LTD


Director